Measuring and Showing Data Name:

Measure each pencil tip to tip then place your results in the line plot.

Ex)

1) 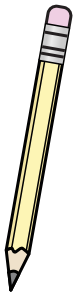

2) 

3) 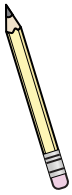

4)

5)

6) 

7) 

8) 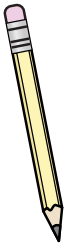

9)

10) 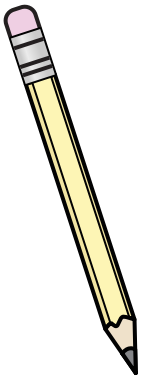

11)

Line Plot							
¼	**½**	**¾**	**1**	**1 ¼**	**1 ½**	**1 ¾**	**2**

Answers

Ex. 1/4

1. _____
2. _____
3. _____
4. _____
5. _____
6. _____
7. _____
8. _____
9. _____
10. _____
11. _____

1-10	91	82	73	64	55	45	36	27	18	9
11	0									

Measuring and Showing Data

Name: **Answer Key**

Measure each pencil tip to tip then place your results in the line plot.

Ex)

1) 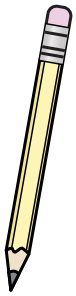

2) 

3) 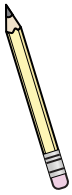

4)

5)

6) 

7) 

8) 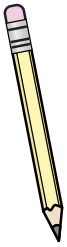

9)

10) 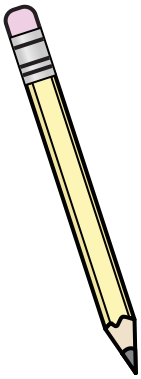

11)

Line Plot

	X	X		X			X
X	X	X	X	X	X	X	X
$\frac{1}{4}$	$\frac{1}{2}$	$\frac{3}{4}$	1	$1\frac{1}{4}$	$1\frac{1}{2}$	$1\frac{3}{4}$	2

Answers

Ex.	$\frac{1}{4}$
1.	$1\frac{1}{2}$
2.	$1\frac{3}{4}$
3.	1
4.	$\frac{3}{4}$
5.	$\frac{1}{2}$
6.	$1\frac{1}{4}$
7.	2
8.	$1\frac{1}{4}$
9.	$\frac{1}{2}$
10.	2
11.	$\frac{3}{4}$

1-10	91	82	73	64	55	45	36	27	18	9
11	0									

Measuring and Showing Data Name:

Measure each leaf tip to tip then place your results in the line plot.

Ex)

1) 

2)

3)

4)

5) 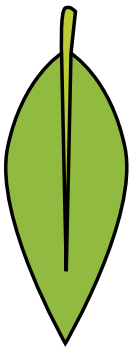

6)

7) 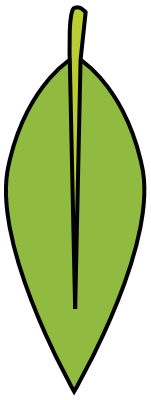

8) 

9)

10) 

11)

Line Plot							
$\frac{1}{4}$	$\frac{1}{2}$	$\frac{3}{4}$	1	$1\frac{1}{4}$	$1\frac{1}{2}$	$1\frac{3}{4}$	2

Answers

Ex. $\frac{1}{2}$

1. _____
2. _____
3. _____
4. _____
5. _____
6. _____
7. _____
8. _____
9. _____
10. _____
11. _____

1-10	91	82	73	64	55	45	36	27	18	9
11	0									

Measuring and Showing Data

Name: **Answer Key**

Measure each leaf tip to tip then place your results in the line plot.

Ex)

1) 

2)

3)

4)

5) 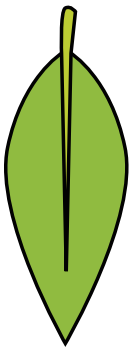

6)

7) 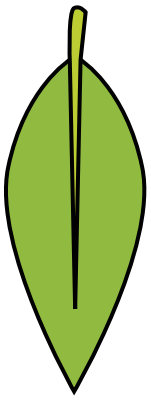

8) 

9)

10) 

11)

Line Plot

X		X				X	X
X	X	X	X	X	X	X	X
$\frac{1}{4}$	$\frac{1}{2}$	$\frac{3}{4}$	1	$1\frac{1}{4}$	$1\frac{1}{2}$	$1\frac{3}{4}$	2

Answers

Ex.	$\frac{1}{2}$
1.	$1\frac{1}{2}$
2.	$\frac{3}{4}$
3.	$1\frac{1}{4}$
4.	$\frac{1}{4}$
5.	$1\frac{3}{4}$
6.	1
7.	2
8.	2
9.	$\frac{1}{4}$
10.	$1\frac{3}{4}$
11.	$\frac{3}{4}$

1-10	91	82	73	64	55	45	36	27	18	9
11	0									

Measuring and Showing Data Name:

Measure each battery tip to tip then place your results in the line plot.

Ex)



1)



2)

3)

4)

5)

6)

7)

8)



9)

10)

11)

Line Plot							
$\frac{1}{4}$	$\frac{1}{2}$	$\frac{3}{4}$	1	$1\frac{1}{4}$	$1\frac{1}{2}$	$1\frac{3}{4}$	2

Answers

Ex. $1\frac{1}{2}$

1. _____
2. _____
3. _____
4. _____
5. _____
6. _____
7. _____
8. _____
9. _____
10. _____
11. _____

1-10	91	82	73	64	55	45	36	27	18	9
11	0									

Name: **Answer Key**

Measure each battery tip to tip then place your results in the line plot.

Ex)



1)



2)

3)

4)

5)

6)

7)

8)



9)

10)

11)

Line Plot

	X				X	X	X
X	X	X	X	X	X	X	X
$\frac{1}{4}$	$\frac{1}{2}$	$\frac{3}{4}$	1	$1\frac{1}{4}$	$1\frac{1}{2}$	$1\frac{3}{4}$	2

Answers

Ex.	$1\frac{1}{2}$
1.	1
2.	$1\frac{3}{4}$
3.	$1\frac{1}{4}$
4.	$\frac{3}{4}$
5.	2
6.	$\frac{1}{2}$
7.	$\frac{1}{4}$
8.	2
9.	$1\frac{1}{2}$
10.	$1\frac{3}{4}$
11.	$\frac{1}{2}$

1-10	91	82	73	64	55	45	36	27	18	9
11	0									

Measuring and Showing Data Name:

Measure each pen tip to tip then place your results in the line plot.

Ex)

1)

2)

3)

4)

5)

6)

7)

8)

9)

10)

11)

Line Plot							
$\frac{1}{4}$	$\frac{1}{2}$	$\frac{3}{4}$	1	$1\frac{1}{4}$	$1\frac{1}{2}$	$1\frac{3}{4}$	2

Answers

Ex. $1\frac{1}{4}$

1. _____
2. _____
3. _____
4. _____
5. _____
6. _____
7. _____
8. _____
9. _____
10. _____
11. _____

1-10	91	82	73	64	55	45	36	27	18	9
11	0									

Measuring and Showing Data

Name: **Answer Key**

Measure each pen tip to tip then place your results in the line plot.

Ex)

1)

2)

3)

4)

5)

6)

7)

8)

9)

10)

11)

Line Plot

		X	X		X		X
X	X	X	X	X	X	X	X
$\frac{1}{4}$	$\frac{1}{2}$	$\frac{3}{4}$	1	$1\frac{1}{4}$	$1\frac{1}{2}$	$1\frac{3}{4}$	2

Answers

Ex.	$1\frac{1}{4}$
1.	2
2.	$\frac{1}{2}$
3.	$1\frac{1}{2}$
4.	$\frac{3}{4}$
5.	$\frac{1}{4}$
6.	$1\frac{3}{4}$
7.	1
8.	1
9.	2
10.	$\frac{3}{4}$
11.	$1\frac{1}{2}$

1-10	91	82	73	64	55	45	36	27	18	9
11	0									

Measuring and Showing Data Name:

Measure each pen tip to tip then place your results in the line plot.

Ex)

1)

2)

3)

4)

5)

6)

7)

8)

9)

10)

11)

Line Plot							
¼	**½**	**¾**	**1**	**1 ¼**	**1 ½**	**1 ¾**	**2**

Answers

Ex. ½

1. _____
2. _____
3. _____
4. _____
5. _____
6. _____
7. _____
8. _____
9. _____
10. _____
11. _____

1-10	91	82	73	64	55	45	36	27	18	9
11	0									

Measuring and Showing Data

Name: **Answer Key**

Measure each pen tip to tip then place your results in the line plot.

Ex)

1)

2)

3)

4)

5)

6)

7)

8)

9)

10)

11)

Line Plot

	X	X		X			X
X	X	X	X	X	X	X	X
¼	½	¾	1	1 ¼	1 ½	1 ¾	2

Answers

Ex.	½
1.	1 ¼
2.	¾
3.	1 ¾
4.	¼
5.	1
6.	2
7.	1 ½
8.	½
9.	¾
10.	2
11.	1 ¼

1-10	91	82	73	64	55	45	36	27	18	9
11	0									

Measuring and Showing Data Name:

Measure each flash_drive tip to tip then place your results in the line plot.

Ex) 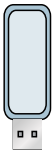

1)

2) 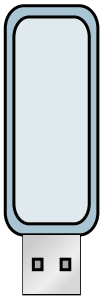

3) 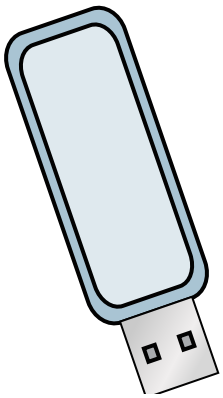

4) 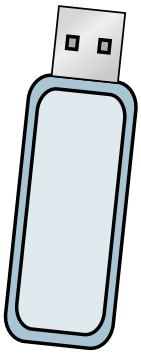

5) 

6) 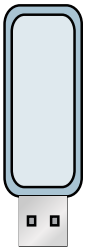

7)

8) 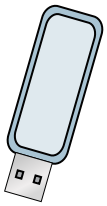

9) 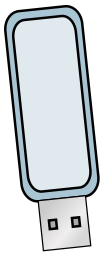

10) 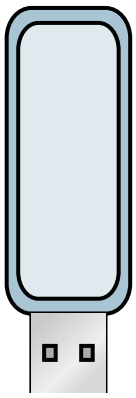

11) 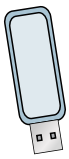

Line Plot							
$\frac{1}{4}$	$\frac{1}{2}$	$\frac{3}{4}$	1	$1\frac{1}{4}$	$1\frac{1}{2}$	$1\frac{3}{4}$	2

Answers

Ex. $\frac{3}{4}$

1. _____
2. _____
3. _____
4. _____
5. _____
6. _____
7. _____
8. _____
9. _____
10. _____
11. _____

1-10	91	82	73	64	55	45	36	27	18	9
11	0									

Measure each flash_drive tip to tip then place your results in the line plot.

Ex) 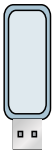

1)

2) 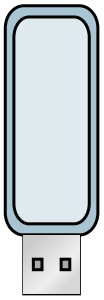

3) 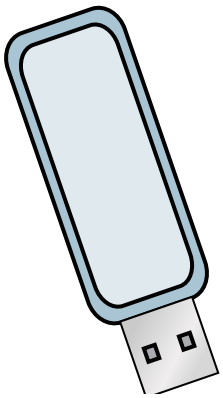

4) 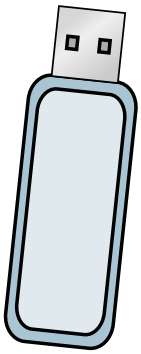

5) 

6) 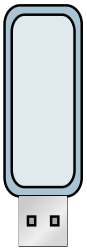

7)

8) 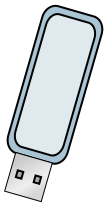

9) 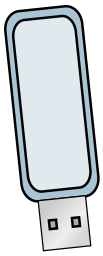

10) 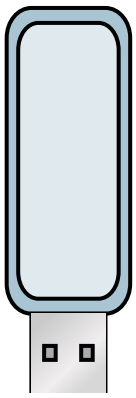

11) 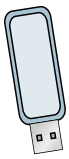

Line Plot

		X	X	X			X
X	X	X	X	X	X	X	X
$\frac{1}{4}$	$\frac{1}{2}$	$\frac{3}{4}$	1	$1\frac{1}{4}$	$1\frac{1}{2}$	$1\frac{3}{4}$	2

Answers

Ex.	$\frac{3}{4}$
1.	1
2.	$1\frac{1}{2}$
3.	2
4.	$1\frac{3}{4}$
5.	$\frac{1}{2}$
6.	$1\frac{1}{4}$
7.	$\frac{1}{4}$
8.	1
9.	$1\frac{1}{4}$
10.	2
11.	$\frac{3}{4}$

1-10	91	82	73	64	55	45	36	27	18	9
11	0									

Measuring and Showing Data Name:

Measure each lollipop tip to tip then place your results in the line plot.

Ex) 

1) 

2) 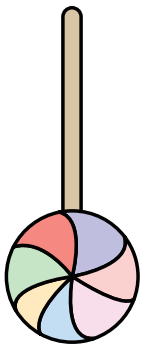

3) 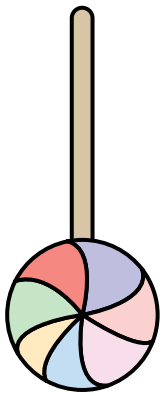

4)

5) 

6) 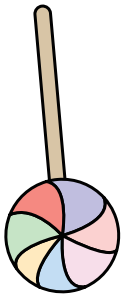

7) 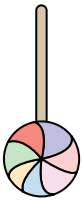

8) 

9) 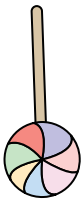

10) 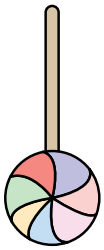

11) 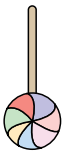

Line Plot							
$\frac{1}{4}$	$\frac{1}{2}$	$\frac{3}{4}$	1	$1\frac{1}{4}$	$1\frac{1}{2}$	$1\frac{3}{4}$	2

Answers

Ex. $\frac{3}{4}$

1. _____
2. _____
3. _____
4. _____
5. _____
6. _____
7. _____
8. _____
9. _____
10. _____
11. _____

1-10	91	82	73	64	55	45	36	27	18	9
11	0									

Measuring and Showing Data

Name: **Answer Key**

Measure each lollipop tip to tip then place your results in the line plot.

Ex) 

1) 

2) 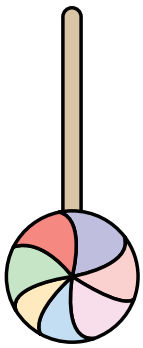

3) 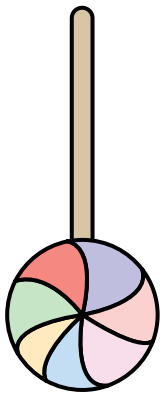

4)

5) 

6) 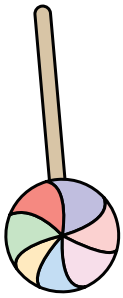

7) 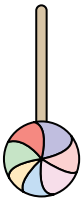

8) 

9) 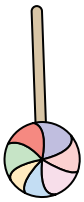

10) 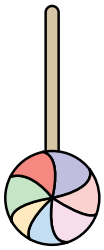

11) 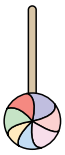

Line Plot

		X	X	X			X
X	X	X	X	X	X	X	X
¼	½	¾	1	1 ¼	1 ½	1 ¾	2

Answers

Ex.	¾
1.	½
2.	1 ¾
3.	2
4.	¼
5.	1 ¼
6.	1 ½
7.	1
8.	2
9.	1
10.	1 ¼
11.	¾

1-10	91	82	73	64	55	45	36	27	18	9
11	0									

Measuring and Showing Data Name:

Measure each paper_clip tip to tip then place your results in the line plot.

Ex) 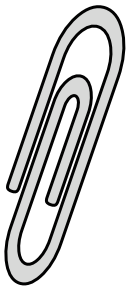

1) 

2) 

3) 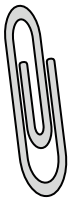

4)

5)

6)

7) 

8)

9) 

10) 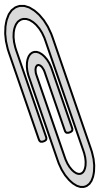

11)

Line Plot

$\frac{1}{4}$	$\frac{1}{2}$	$\frac{3}{4}$	1	$1\frac{1}{4}$	$1\frac{1}{2}$	$1\frac{3}{4}$	2

Answers

Ex. $1\frac{1}{2}$

1. _____
2. _____
3. _____
4. _____
5. _____
6. _____
7. _____
8. _____
9. _____
10. _____
11. _____

1-10	91	82	73	64	55	45	36	27	18	9
11	0									

Measuring and Showing Data

Name: **Answer Key**

Measure each paper_clip tip to tip then place your results in the line plot.

Ex)

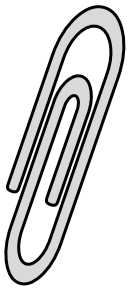

1)



2)



3)

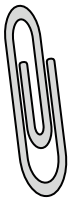

4)

5)

6)

7)



8)

9)



10)

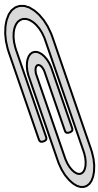

11)

Line Plot

X	X		X		X		
X	X	X	X	X	X	X	X
$\frac{1}{4}$	$\frac{1}{2}$	$\frac{3}{4}$	1	$1\frac{1}{4}$	$1\frac{1}{2}$	$1\frac{3}{4}$	2

Answers

Ex.	$1\frac{1}{2}$
1.	$1\frac{3}{4}$
2.	2
3.	1
4.	$\frac{3}{4}$
5.	$\frac{1}{2}$
6.	$\frac{1}{4}$
7.	$1\frac{1}{4}$
8.	$\frac{1}{4}$
9.	$1\frac{1}{2}$
10.	1
11.	$\frac{1}{2}$

1-10	91	82	73	64	55	45	36	27	18	9
11	0									

Measure each lollipop tip to tip then place your results in the line plot.

Ex)

1)



2)



3)

4)

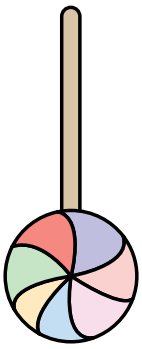

5)

6)

7)



8)



9)

10)

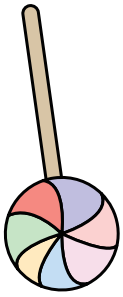

11)



Line Plot							
$\frac{1}{4}$	$\frac{1}{2}$	$\frac{3}{4}$	1	$1\frac{1}{4}$	$1\frac{1}{2}$	$1\frac{3}{4}$	2

Answers

Ex. 1

1. _____
2. _____
3. _____
4. _____
5. _____
6. _____
7. _____
8. _____
9. _____
10. _____
11. _____

1-10	91	82	73	64	55	45	36	27	18	9
11	0									

Measuring and Showing Data

Name: **Answer Key**

Measure each lollipop tip to tip then place your results in the line plot.

Ex)

1)



2)



3)

4)

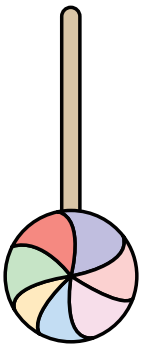

5)

6)

7)



8)



9)

10)

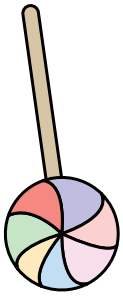

11)



Line Plot

		X	X		X		X
X	X	X	X	X	X	X	X
$\frac{1}{4}$	$\frac{1}{2}$	$\frac{3}{4}$	1	$1\frac{1}{4}$	$1\frac{1}{2}$	$1\frac{3}{4}$	2

Answers

Ex.	1
1.	$1\frac{1}{2}$
2.	2
3.	$\frac{1}{2}$
4.	$1\frac{3}{4}$
5.	$\frac{3}{4}$
6.	$\frac{1}{4}$
7.	$1\frac{1}{4}$
8.	2
9.	1
10.	$1\frac{1}{2}$
11.	$\frac{3}{4}$

1-10	91	82	73	64	55	45	36	27	18	9
11	0									

Measuring and Showing Data Name:

Measure each leaf tip to tip then place your results in the line plot.

Ex)

1)

2) 

3) 

4)

5) 

6) 

7)

8) 

9)

10)

11)

Line Plot							
$\frac{1}{4}$	$\frac{1}{2}$	$\frac{3}{4}$	1	$1\frac{1}{4}$	$1\frac{1}{2}$	$1\frac{3}{4}$	2

Answers

Ex. $\frac{1}{4}$

1. _____
2. _____
3. _____
4. _____
5. _____
6. _____
7. _____
8. _____
9. _____
10. _____
11. _____

1-10	91	82	73	64	55	45	36	27	18	9
11	0									

Measuring and Showing Data

Name: **Answer Key**

Measure each leaf tip to tip then place your results in the line plot.

Ex)

1)

2) 

3) 

4)

5) 

6) 

7)

8) 

9)

10)

11)

Line Plot

	X		X	X			X
X	X	X	X	X	X	X	X
¼	½	¾	1	1 ¼	1 ½	1 ¾	2

Answers

Ex.	¼
1.	1
2.	1 ½
3.	1 ¼
4.	¾
5.	2
6.	1 ¾
7.	½
8.	2
9.	1
10.	½
11.	1 ¼

1-10	91	82	73	64	55	45	36	27	18	9
11	0									